


Print & Go SIGHT WORD CENTERS



Roll & Read

This is a simple and easy to prep center. Your students will use one dice to roll a number between one and six. Then, they read the four words in that line. They can play alone or with a partner.



Roll & Read

1	door	home	shoe	baby
2	horse	leg	apple	sister
3	bear	seed	egg	sheep
4				bed



Roll & Read

1	street	bird	feet	birthday
2	song	boat	eye	box
3	boy	morning	farm	mother
4				



Roll & Read

1	brother	paper	flower	chair
2	time	fish	game	toy
3	car	tree	garden	floor
4				




Roll & Read

1	rain	children	hand	rabbit
2	way	ring	robin	hill
3	corn	ground	goodbye	Santa
4	chicken	cow	Christmas	window
5	wind			



Roll & Read




door

home

shoe

baby



horse

leg

apple

sister




bear

seed

egg

sheep



day

ball

dog

bed




duck

letter

back

snow



school


house

kitty

doll



Roll & Read



street

bird

feet

birthday



song

boat

eye

box



boy

morning

farm

mother



stick

men

fire

farmer




bell

sun

milk

table



money


squirrel

man

father



Roll & Read



brother paper flower chair



time fish game toy



car tree garden floor



name top bread girl




party picture watch night



cake thing nest cat



Roll & Read



rain children hand rabbit



way ring robin hill




corn ground goodbye Santa



chicken cow Christmas window



wind pig Claus wood



grass head coat water

Bump!

Each student playing will need 4-6 game pieces in one color. I recommend having two players for each game board. I use blank dice to customize according to which bump board I am using for that particular group or center.

(You can find them on Amazon here.) On their turn, students will roll the dice and use one of their game pieces to cover the word they roll. If a student rolls a word that is already covered, they can "Bump" that person off of that particular space. However, if a student rolls a word and they already have a game piece there, they can put TWO pieces on the same word. This makes it so that they can no longer be "Bump"ed. To win, a student must get rid of all of their game pieces.



Bump!

day

apple

home

school

baby

dog



Bump!

doll



horse

seed

house



back

sheep

Bump!

ball



kitty

door

duck




shoe

bear

Bump!

leg



letter

bed

snow



egg

sister

Bump!

bell



bird

eye

farm



man

song

Bump!


milk



squirrel

stick

birthday



men

farmer

Bump!

boat



father

feet




money

box

street

Bump!

boy



morning

sun

mother



fire

table

Bump!

bread



brother

fish

thing

name

floor



Bump!

top



flower

cake

night



time

nest

Bump!

car

garden

cat

paper

toy

game



Bump!

girl



picture

tree

watch



party

chair

Bump!

pig

goodbye

water

children

grass

chicken



Bump!

way

ground

rain

Christmas

wind

rabbit



Bump!

coat



window

hand

ring



corn

head

Bump!

cow

robin

hill

Santa

wood

Claus

